

Why use this report...

Stay informed about potential COVID-19 claims activity and volume with insights from the Weekly COVID-19 Update.

In advance of the detailed Monthly Analytic Report, on a weekly basis you will have insight into Coronavirus-related data including:

- Weekly test volume
- Weekly claimants
- Adjudicated claim amounts

In addition, the weekly update provides information on:

- Telemedicine related claims (COVID-19 as well as non-COVID related services)
- Overall medical claim activity

Weekly Updates contain high level information on overall claims and telemedicine claims (both Coronavirus and non-Coronavirus) to provide insight into pattern changes. COVID-19 Monthly Reports more fully explore the types of services and population being impacted during the pandemic. We will continue to refine and expand the data within these views as we monitor changes that may impact the analysis.

Additional Resources....



You can find more information on COVID-19 at these links

<https://www.cdc.gov/coronavirus/2019-ncov/index.html>

<https://www.who.int/emergencies/diseases/novel-coronavirus-2019>

<https://www.cdc.gov/coronavirus/2019-ncov/about/steps-when-sick.html>

<https://www.aetna.com/individuals-families/member-rights-resources/covid19.html>



Things to consider when reviewing the data...



Reporting is based on the primary diagnosis code on a claim



Standard codes and coding guidance have rapidly evolved. While health care institutions adjust to new codes and coding changes, claims may be understated based on:

- Provider variance in understanding billing guidance
- Inability to confirm diagnosis due to testing limitations
- Test results received by provider post-claim submission
- No claim submission (e.g., testing covered by public health entity or inpatient)
- Claim submission prior to the introduction of COVID-19 specific ICD-10 codes



Claim counts in this report represent the number of claims processed each week. If a claim is paid in one week and then adjusted in a subsequent week, the claim will be counted in each week

What codes are used in the weekly update....

The following diagnoses and procedures are used to identify likely COVID-19 related claims in this update:

COVID-19- Specific Diagnosis Codes - New World Health Organization codes for COVID-19 cases released April 1, 2020. Widespread adoption expected to take time:

U07.1 - COVID-19 confirmed cases

U07.2 - Unconfirmed suspected cases not expected to be billed.

Coronavirus Diagnosis Codes - Providers were guided to bill these in the initial outbreak:

B97.29 - Other coronavirus as the cause of diseased

B34.2 - Coronavirus infection, unspecified

Exposure Diagnosis Codes - Pre-existing codes used for COVID-19 screenings and for non-confirmed/non-presumptive cases. Because these codes may also be used for suspected exposure to other biological agents and viral communicable diseases, some billing may be for non-COVID related scenarios:

Z03.818 - Suspected exposure to other biological agents ruled out

Z20.828 - Exposure to other viral communicable diseases

Testing Procedure Codes - Codes used to identify COVID-19 and antibody testing: **86328, 87635, 86769, C9803, 0202U, U0001, U0002, U0003, U0004, G2023, G2024**

Telemedicine - Metrics include Teladoc as well as community based providers performing approved telemedicine services

These codes represent our current best efforts to identify likely COVID-19 activity, reflected in this update.

Actual paid claim amounts may vary from this report once claims are finalized.
 The information in this report is intended to provide weekly insights as a leading indicator based on the information available, which may differ from final results.
Data in this report is from March 1 to current (excluding graphs)

COVID-19 Claims Activity

What claims have been adjudicated for COVID-19 related diagnoses and/or testing?

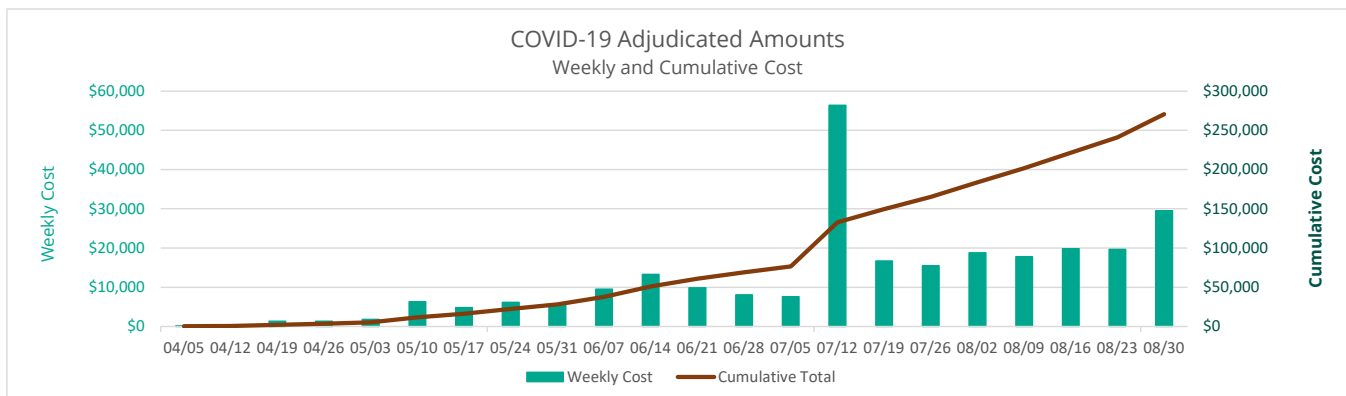
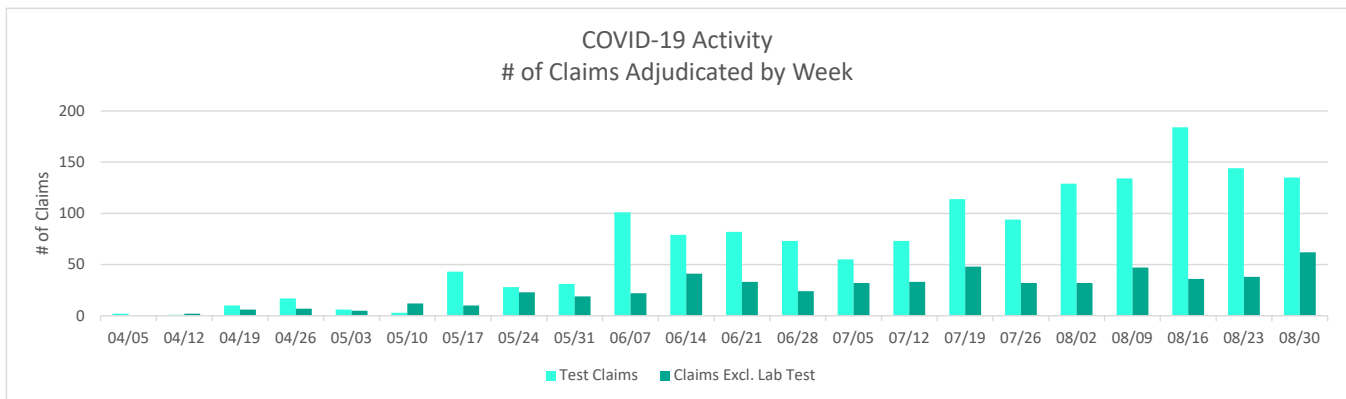
Use these insights to:

- ✓ Monitor estimated weekly plan expenses associated with COVID-19
- ✓ Understand the relative impact on overall claim spend

At a glance

	COVID-19 paid	# of Tests	Unique Claimants Excluding Lab Tests	Unique Claimants Lab Tests
Current Week	\$29,526	135	50	128
3/1 - 8/30	\$270,614	1,538	413	1,140

How does this week compare to previous weeks?



Actual paid claim amounts may vary from this report once claims are finalized.
 The information in this report is intended to provide weekly insights as a leading indicator based on the information available, which may differ from final results.
Data in this report is from March 1 to current (excluding graphs)





Telemedicine Monitor

What is the recent Telemedicine claims activity?

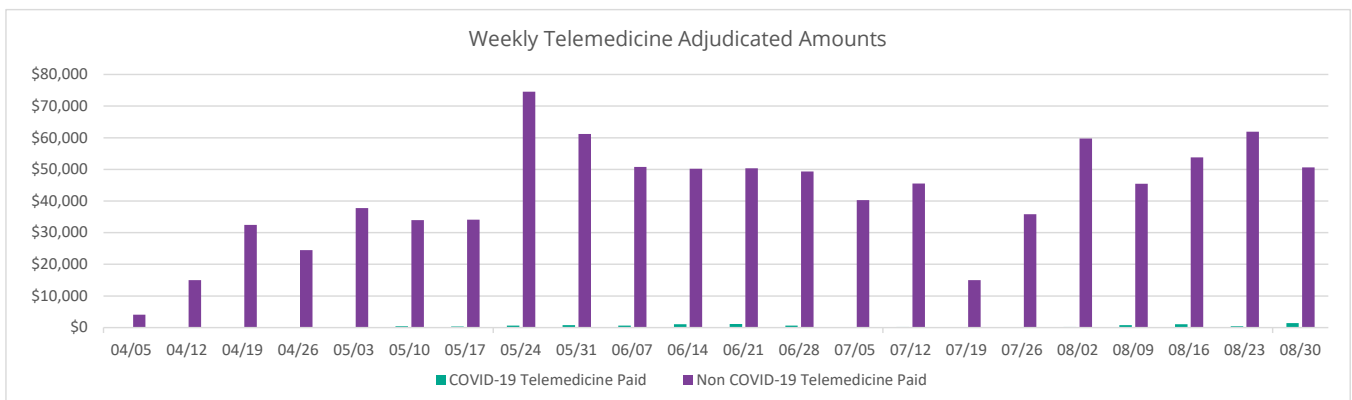
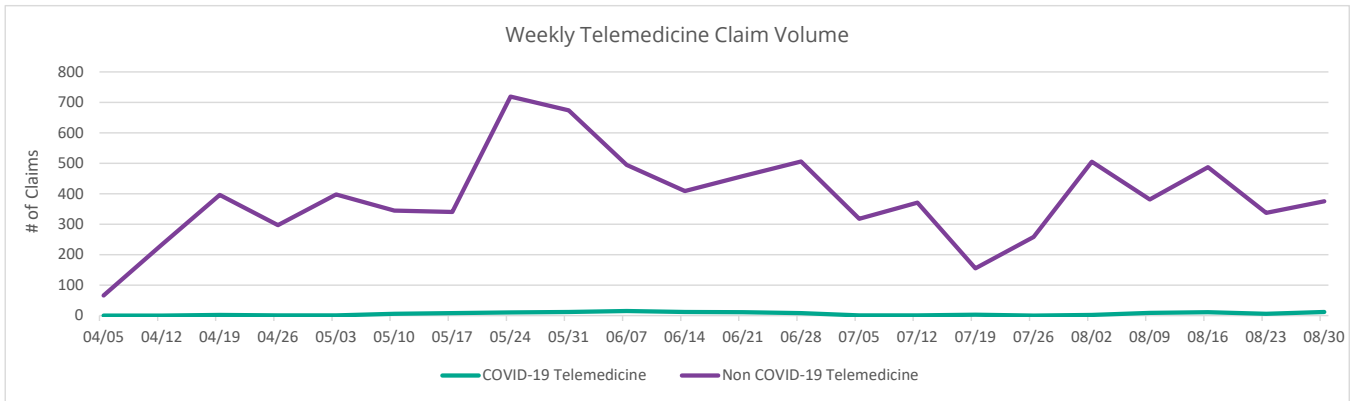
Use these insights to

- ✓ Review monthly growth of both Teladoc and community based providers providing approved telemedicine services
- ✓ Understand trends driven by COVID-19 related claims verses overall utilization for non-virus related conditions

At a glance

	 COVID-19 telemedicine paid	 Non COVID-19 telemedicine paid	 COVID-19 telemedicine claims	 Non COVID-19 telemedicine claims
Current Week	\$1,396	\$50,667	12	375
3/1 - 8/30	\$10,099	\$930,736	131	8,583

How is Telemedicine changing over time?



Actual paid claim amounts may vary from this report once claims are finalized. The information in this report is intended to provide weekly insights as a leading indicator based on the information available, which may differ from final results.
Data in this report is from March 1 to current (excluding graphs)

Total Weekly Adjudicated Claims

What is the overall adjudicated claim activity on a weekly basis?

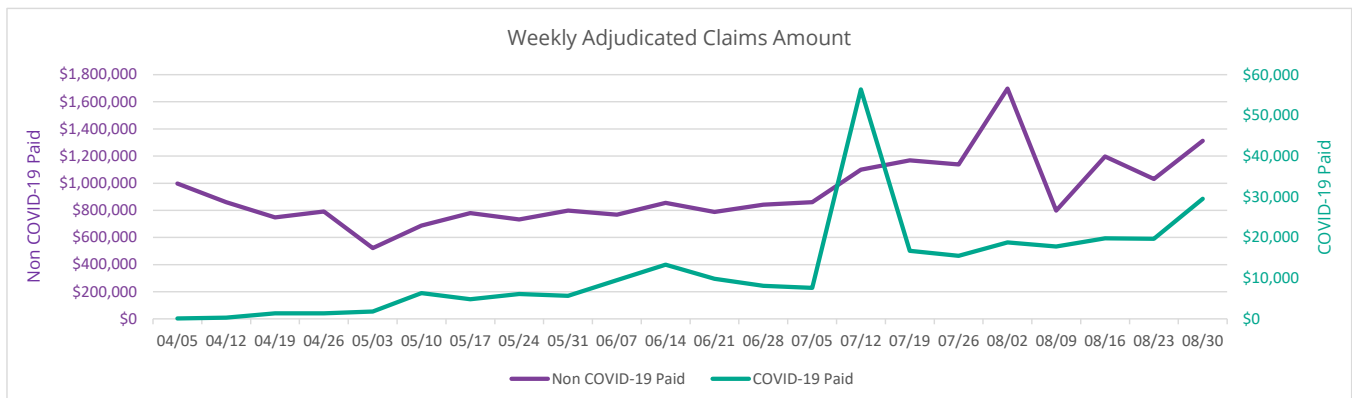
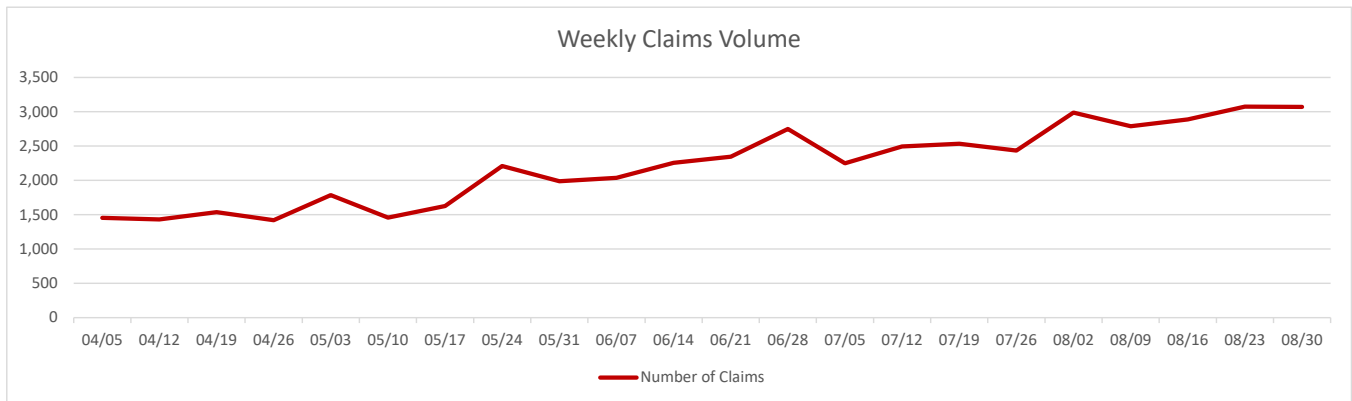
Use these insights to:

- ✓ Monitor weekly changes in claim levels for COVID-19 vs. other claim expenses
- ✓ Review how weekly claims are trending compared to anticipated levels or prior year experience

At a glance



How does this week compare to previous weeks?



By the numbers

What are the COVID-19 activity details by week?

Week Ending	# of Claimants*			# of Claims			Adjudicated Amount		
	Non-tests	Tests	Total	Non-tests	Tests	Total	Non-tests	Tests	Total
03/08	0	0	0	0	0	0	\$0	\$0	\$0
03/15	1	0	1	1	0	1	\$235	\$0	\$235
03/22	0	0	0	0	0	0	\$0	\$0	\$0
03/29	0	0	0	0	0	0	\$0	\$0	\$0
04/05	0	2	2	0	2	2	\$0	\$103	\$103
04/12	2	1	3	2	1	3	\$270	\$51	\$321
04/19	6	10	16	6	10	16	\$848	\$513	\$1,362
04/26	7	17	24	7	17	24	\$499	\$872	\$1,371
05/03	5	6	11	5	6	11	\$1,021	\$760	\$1,781
05/10	11	3	14	12	3	15	\$6,101	\$251	\$6,352
05/17	9	43	52	10	43	53	\$493	\$4,324	\$4,817
05/24	21	28	49	23	28	51	\$3,238	\$2,887	\$6,125
05/31	16	31	47	19	31	50	\$2,867	\$2,794	\$5,662
06/07	21	100	121	22	101	123	\$1,850	\$7,661	\$9,511
06/14	37	78	115	41	79	120	\$6,966	\$6,340	\$13,306
06/21	30	80	110	33	82	115	\$3,372	\$6,488	\$9,860
06/28	24	70	94	24	73	97	\$1,644	\$6,449	\$8,092
07/05	31	55	86	32	55	87	\$2,954	\$4,641	\$7,595
07/12	33	71	104	33	73	106	\$49,242	\$7,139	\$56,381
07/19	47	110	157	48	114	162	\$7,063	\$9,645	\$16,708
07/26	30	86	116	32	94	126	\$7,301	\$8,184	\$15,485
08/02	29	122	151	32	129	161	\$7,679	\$11,080	\$18,759
08/09	47	128	175	47	134	181	\$7,041	\$10,749	\$17,790
08/16	36	163	199	36	184	220	\$4,983	\$14,833	\$19,816
08/23	38	136	174	38	144	182	\$5,412	\$14,243	\$19,654
08/30	50	128	178	62	135	197	\$18,414	\$11,112	\$29,526